

## Application

Die U 3 K (S) is a special model made from high-quality resistant materials. This model is suitable for both stationary and portable use and is also able to handle aggressive media such as brackish water, condensate, silage liquor, whey and liquid fertilizer in the agricultural industry.

Contaminated water at high temperatures from dishwashers and washing machines (also high temperature) as well as condensate from condensing boilers can also be removed with the pump. For stationary operation the pump can also be combined with either the collecting tank supplied or with a large number of our chemical-resistant collecting tanks.

For other aggressive media we advise you to consult us. The difference in the characteristics of the various media does not make it possible for us to provide a guarantee.

This pump provides the same outstanding innovative technical features as the standard model. For stationary use in drains the guide rail system GR 32 also offers all the advantages of fast and easy maintenance. If the sump or tank runs dry temporarily, the pump can be vented by providing a drill-hole in the spiral housing.

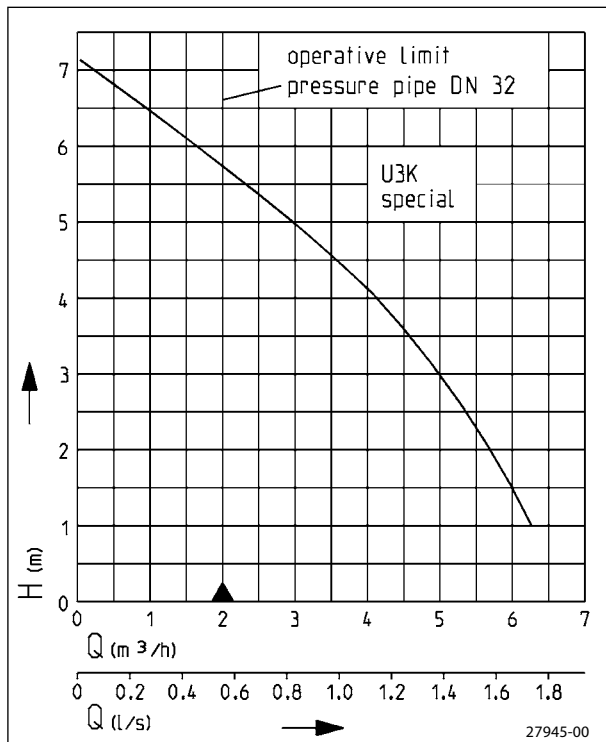
The U 3 K spezial pump must not be used for raising sewage from urinals.

If submersible pumps are used outdoors, only a pump with 10 m cable without extension cable may be used in accordance with VDE Regulation 0100.



U 3 KS spezial with built-in level control

## Performance



We reserve the right to change specifications without notice  
 Pump performance is subject to ISO 9906 tolerances  
 The minimum flow velocity in the pressure piping must be 0.7 m/s according to EN 12056.  
 This data is represented in the performance curve as a limit of application.

- Continuous operation
- Low level pumping
- Flushing device
- Safe to run dry
- EIP technology
- Swing-type check valve for portable use
- SiC mechanical seal
- Moisture sealed cable inlet



# Submersible sump pumps U 3 K spezial

## Submersible sump pumps

Type	Maximum Height x Width	Discharge branch	Free passage	Cable quality	Cable length	Weight approx.	Code No.
<b>Pump without level control</b>							
U 3 K spezial	without bend with bend	255 x 170 mm 255 x 225 mm	1 1/4"	10 mm	H07RN-F-3G1,0	10 m	4.2 kg
<b>Pumps with built-in level control</b> (acc. to VDE, not to be used outdoors)							
U 3 KS spezial		255 x 275 mm	1 1/4"	10 mm	H07RN-F-3G1,0	3 m	3.5 kg

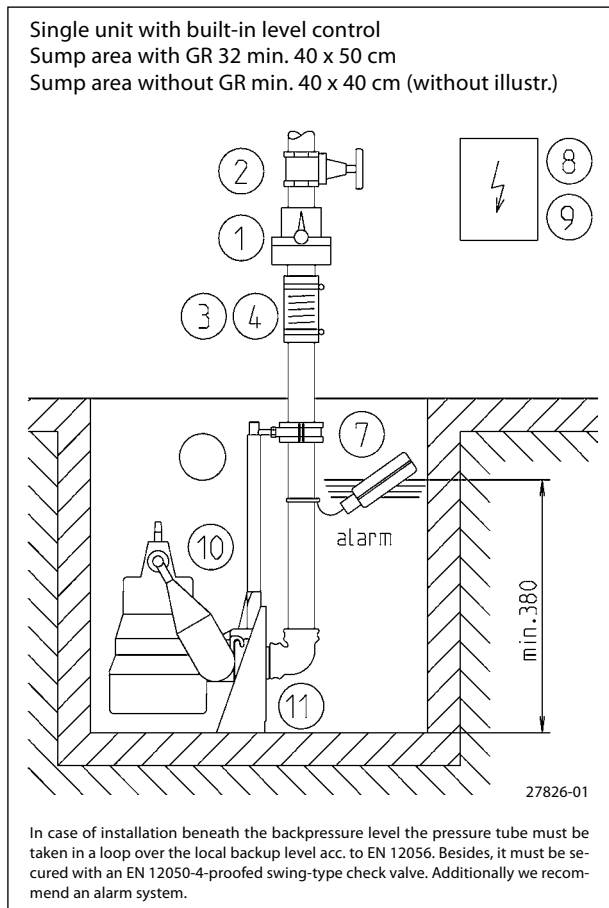
## Performance

Type	Delivery head H [m]	1	2	3	4	5	6
U 3 K spezial	Flow rate Q [m <sup>3</sup> /h]	6.5	5.5	5.0	4.0	3.0	1.5

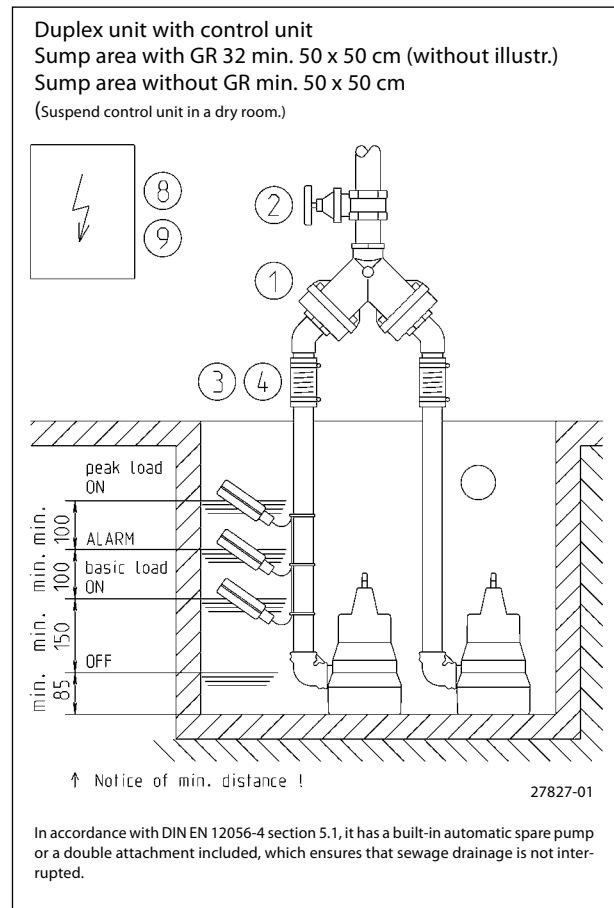
## Electrical Data

Type	Type of current	Voltage Volt	Motor rating kW		RPM min. <sup>-1</sup>	Current Ampere	Motor-protection	Plug
			P <sub>1</sub>	P <sub>2</sub>				
U 3 K spezial	1-phase	1/N/PE~230	0.32	0.20	2720	1.4	integrated	Safety-

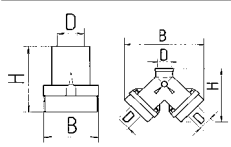
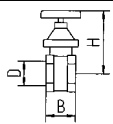
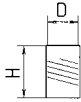

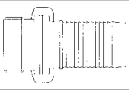


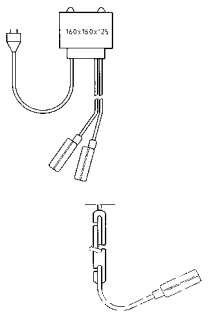




## Example of single pump installation with GR



## Example of duplex pump installation



**Accessories**

				Code No.	U 3 K special	U 3 KS spazial	
	①	<b>Swing-type check valve</b> 1¼" (DN 32), PN 4 DIN EN 12050-4	H    W    D 90   90   1¼"	09739	•	•	
		<b>Duplex swing-type check valve</b> 1½" (DN 40), PN 4 for duplex pump station DIN EN 12050-4	H    W    D 200   280   1½"	09155	•	•	
	②	<b>Stop valve</b> 1¼" (DN 32), PN 16	H    W    D 110 max. 60 1¼"	11836	•	•	
		1½" (DN 40), PN 16	125 max. 60 1½"	11837	•	•	
	③	<b>Elastic connection</b> 1¼" (DN 32), PN 3	H    D 100   42	14329	•	•	
	④	<b>Hose band clamp</b> 1¼"		03573	•	•	
	⑤	<b>Hose coupling</b> 1¼" (DN 32), brass, for portable use		00327	•	•	
	⑥	<b>Flexible hose</b> 1¼" (DN 32), PVC red, per m, for portable use		00334	•	•	
	⑦	<b>Alarm system</b> with submersible ball contact switch, separate, mains-dependent, with potential free contact and 3 m cable		16723	•	•	
		<b>Alarm system</b> ditto, with 9.5 m cable		24434	•	•	
		<b>Alarm system AW 3 for washing-machines</b> with submersible ball contact switch with 3 m cable, separate, mains-dependent		25090	•	•	
		<b>Alarm system AW 10 for washing-machines</b> dto. with 9.5 m cable		25091	•	•	
	⑧	<b>Separate level controls</b> for single unit (see level controls for description)			•	•	
		NE 1    with sub. ball contact switch 3.0 m		16710	•	•	
		NE 2    with sub. ball contact switch 9.5 m		16711	•	•	
		NE 1A   with sub. ball contact switch 3.0 m and alarm system		16714	•	•	
		NE 2A   with sub. ball contact switch 9.5 m and alarm system		16715	•	•	
		Counterweight (1 piece)		17541	•	•	
		Duplex control unit				•	•
		BD 00E		00482	•	•	
	Subm. switch pack B with 3 subm. ball contact switches with 9,5 m cable and fixing device		16725	•	•		
	Subm. switch pack BmG with 3 subm. ball contact switches with 9.5 m cable and counterweight		16726	•	•		
	⑨	<b>Rechargeable battery</b> for off the line operation of the alarm system		07562	•	•	
	⑩	<b>Special float assembly</b> for low switching points Switching height without GR ON 105 mm, OFF 45 mm; switching height with GR 32 ON 135 mm, OFF 75 mm		17424	•	•	
		<b>Special float assembly</b> for narrow chambers (size of chamber min. 30x30 cm) Switching height without GR ON 240 mm, OFF 120 mm		40856	•	•	
		<b>Float fixation for continuous pump operation</b>		42175	•	•	
	⑪	<b>Guide rail system</b> GR 32		09277	•	•	
		<b>Support for guide rail extension</b> ex 2 m sump depth per m 1 piece		28314	•	•	

**Technical data**

**Pump**

Vertical, single-stage, submersible shaft encapsulated, foot strainer with 10 mm free passage – detachable for activating low level pumping, volute casing with 1 1/4" (male) radial pressure branch and integrated swing-type check valve, spiral casing with flushing device for drain cleaning, EIP technology hydraulics with open 5-blade impeller.

**Bearings**

Common shaft for pump and motor, mounted in ball bearings and permanently grease lubricated.

**Seal**

Silicon carbide mechanical shaft seal, oil chamber and shaft seal ring towards the motor section, safe to run dry.

**Motor**

Submersible motor, type of enclosure IP 68, insulation class B, motor thermostat for emergency switch-off on overheating with automatic switch-on after sufficient cooling, switched on via plug or automatic switching, moisture sealed cable inlet for protecting the pump in the event of damage to the cable, continuous operation when not submerged on account of its motor jacket cooling.

**Material**

Motor housing, shaft and screws in stainless steel, volute casing, impeller and control head in plastic (GRP), rubber insulated sewage resistant flexible cable.

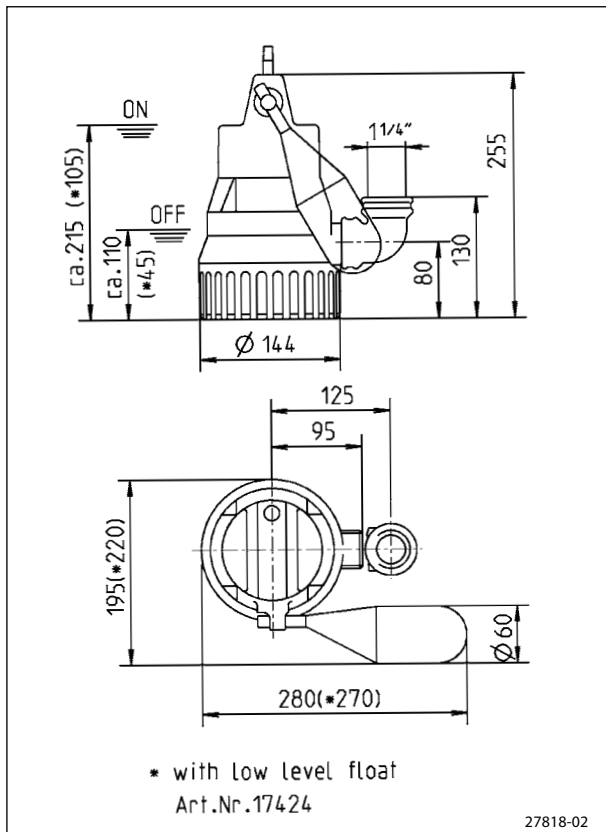
**Installation**

Install pump vertically (hose connection possible); if installed permanently, provide detachable connection, e.g. the uncomplicated and easy to maintain guide rail system GR 32.

**Scope of supply**

Pump ready for connection acc. to EN 12050 with 90°, 1 1/4" female connection elbow, cable and plug, S model with automatic level float switch.

**Dimensions U 3 KS special (mm)**



**Dimensions GR 32 (mm)**

