



Pump House, Unit 12 Bilton Road Industrial Estate, Erith, Kent, DA8 2AN
T: 01322 357080 E-mail: sales@pts-jung.co.uk Website: www.pts-jung.co.uk

Low Level Float

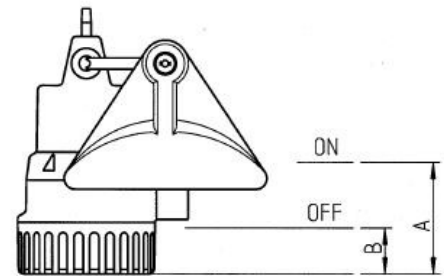
Code 44795 (for U3/US range) Code 44207 (for U5/U6)

Application

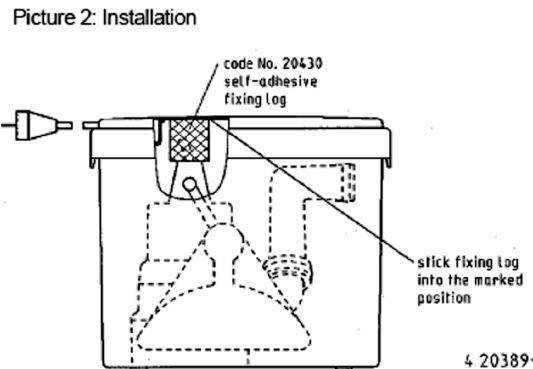
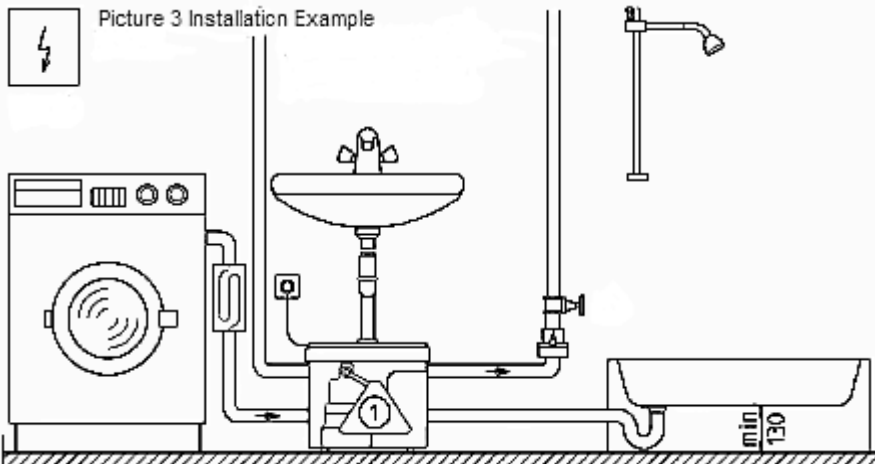
This special float is designed for low water levels in connection with the installation at a pump with mounted on level control. Please read the instructions carefully and completely. The U3KS type can be operated in the Hebefix sump together with the special float for drainage water from a shower tub. The Hebefix already has two blind connection pieces in the sides. They are 100mm above the sump ground. Use one of them for connection of a shower tub. (see picture 3)

Mounting

1. Take off the standard float of the pumps by unscrewing the recessed head screw.
2. Mount the pre-assembled special on the switching shaft with the recessed head screw. (see picture 1)
3. If the pump will be used in a Hebefix, install the fixing log (code No. 20430). Peel off the scotch tape foil and stick the log in the marked position on the inside cover as shown in picture 2. The log is necessary to give extra stability to the pump.



Pump type	On (A) mm	Off (B) mm
U3 KS + Special	105	45
US 62 ES/DS	155	105
US 73 ES/DS	155	105
US 73 H ES	155	105
US 102 ES/DS	185	135
US 103 ES/DS	185	135
US 103 H ES	185	135
US 152 ES/DS	210	160
US 153 ES/DS	210	160
US 75 ES/DS	170	120
US 105 ES/DS	200	150
US 155 ES/DS	225	175
U5 KS	90	40
U6 K ES/DS	130	80



All dimensions are correct at time of print. Due to continuing Development of our products, customer are advised to contact the company before using the information for design or specification purposes

IF YOU WISH TO PLACE AN ORDER, OR HAVE ANY ADDITIONAL QUESTIONS, PLEASE CONTACT OUR SALES DEPARTMENT