

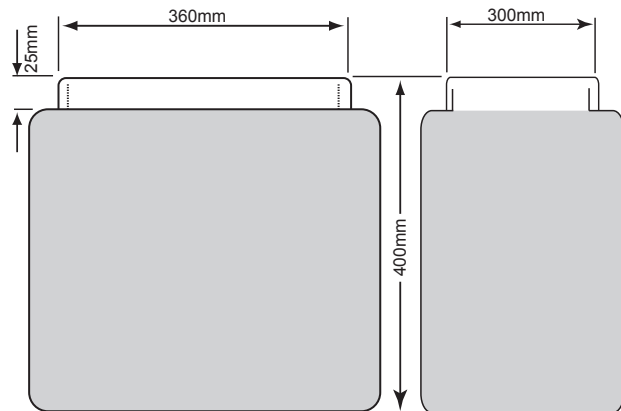


# SUMO

## Waste Water Pumping System

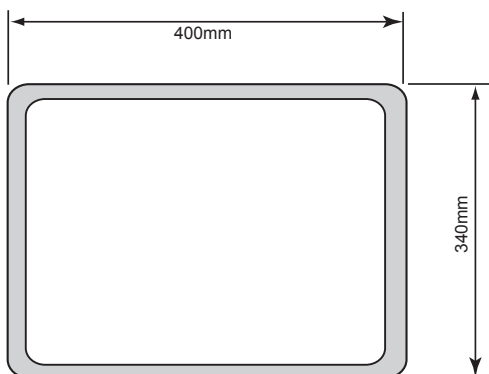


Side view



Plan

Vent/Inlets to be cut to suit on site



The strength of the **SUMO** makes it ideal for commercial and industrial use.


### *Suitable for*

- |                        |                         |
|------------------------|-------------------------|
| <i>Offices</i>         | <i>Factories</i>        |
| <i>Warehouses</i>      | <i>Supermarkets</i>     |
| <i>Shops</i>           | <i>Cinemas/Theatres</i> |
| <i>Schools</i>         | <i>Restaurants</i>      |
| <i>Leisure centres</i> | <i>Clubs</i>            |
| <i>Surgeries</i>       | <i>Hospitals</i>        |
| <i>Hotels</i>          | <i>Public Houses</i>    |
- And many more applications*

Also available with 30mm solids handling and high temperature (90°) pump

### **Features include:**

- Easy installation*
- Compact size*
- Will pump up to 9m high*
- Rated for continuous operation*
- Up to 30mm solids handling capacity*
- 32mm and 40mm outlets*
- Available with high level alarm and Carbon Vent system*
- Brass inline strainer*



# ▶▶▶▶▶▶▶▶▶▶ THE BETTER DECISION

## PUMP PTS/JUNG U6KE & D

Vertical centrifugal type, single stage, for submerged operation, with strainer base, open impeller (10mm solids handling capacity). Medium temperature hot water 35°C for continuous operation 60°C for intermittent use. Pump supplied for 230/1/50 or 415/3/50 electrical supply. Driven by .7kW motor.

Maximum Head:

U6KE 8m - U6KD 9m

Maximum Flow: U6KE 16.0m<sup>3</sup>h - U6KD 17.0m<sup>3</sup>h



The **SUMO** consists of a white durable tank manufactured from a polyester resin and glassfibre laminate, incorporating a screwdown lid.

The unit is pigmented throughout and is finished with an externally smooth isophthalic polyester gel coat and resin enriched lining.

The tank has a 32mm or 40mm discharge outlet. If unable to vent to atmosphere internal carbon vent available. Inlet and vent to be cut on site.

## PUMP PTS/JUNG US73E & D

Vertical centrifugal type, single stage for submerged operation, vortex open impeller (30mm solids handling capacity). Medium temperature hot water 40°C partly immersed 60°C max for intermittent use. Pump supplied for 230/1/50 or 415/3/50 electrical supply. Driven by .85kW motor.

Maximum Head: US73E 9m - US73D 9m

Maximum Flow: US73E 19m<sup>3</sup>h - US73D 22m<sup>3</sup>h

## PUMP PTS/JUNG US73HES

### HIGH TEMPERATURE HOT WATER

Vertical centrifugal type, single stage for submersible operation, vortex open impeller (30mm solids handling capacity).

High temperature hot water up to 90°C max. Pump supplied for 230/1/50 electrical supply.

Maximum Head: US73HES 9m

Maximum Flow: US73HES 19m<sup>3</sup>h



## PTS.SA1 Alarm System.

Mains powered with battery back up, audible alarm 90db. Volt free contacts for remote signal IP 55 casing complete with alarm float switch.



All above systems are supplied as a complete package with electric cable for connection to supply. U6K: 3m US73: 10m. Special low level float for low entry inlet available. The **SUMO** comes complete with a one year warranty. The unit is not a sewage disposal unit, and cannot be used with toilets.

*Other products in this series include:*

*Drainmaster & Trashmaster waste water disposal units. Also package sewage systems.*

## PUMP TECHNICAL SERVICES LIMITED

Pump House, Unit 12, Bilton Road Industrial Estate, Erith, Kent, DA8 2AN Telephone: 01322 357080 Fax: 01322 341341

Email: sales@pts-jung.co.uk Website: www.pts-jung.co.uk



# THAT'S WHAT WE ARE

