

MULTIDRAIN UV 300
SUBMERSIBLE DRAINAGE PUMPS

THE SUBMERSIBLE PUMP SPECIALISTS

MANUFACTURING | SALES | PROJECT DESIGN | INSTALLATION | MAINTENANCE AND REPAIRS

- High-quality stainless steel design
- 10 mm free passage
- Discharge vertical 1 1/2"
- Emerged operation due to motor jacket cooling (S1)
- Thermal motor protection
- Duplex mechanical seal
- Replaceable moisture sealed cable inlet



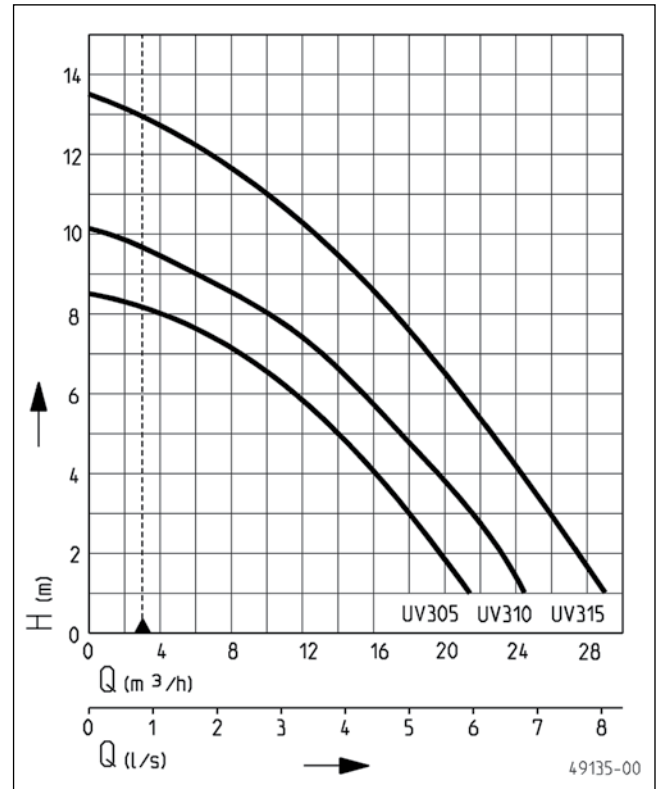
DESCRIPTION

The submersible drainage pumps Multidrain UV 300 can be used wherever there is dirty, rain, ground, seepage or drainage water with solids up to 10 mm. They can thus be used both in fixed installations in building drainage systems and in all transportable applications such as water extraction, emptying ponds or basins or, above all, in the removal of flooding inside and outside buildings.

The motor jacket cooling makes the pumps particularly suitable for submerged operation. A special thermal protection ensures that the pumps are not damaged even when running dry.

The pumps can be supplied either with or without a mounted submersible ball contact switch and 10 m cable.

PERFORMANCE



Type	Delivery head H [m]	1	3	5	7	9	11	13
UV 305-1	Flow rate Q [m³/h]	21.0	17.5	14.0	7.0			
UV 305-3		22.0	18.5	14.0	8.5			
UV 310-1		24.5	21.0	17.0	13.0	6.0		
UV 310-3		24.5	21.5	17.5	13.5	6.0		
UV 315-1		28.0	25.0	22.0	19.0	14.5	10.0	2.0
UV 315-3		29.0	25.5	23.0	19.0	15.0	10.0	3.0

Specifications can be changed without notice. Performance subject to ISO 9906 tolerances. The minimum flow velocity in the pressure piping must be 0.7 m/s according to EN 12056. This data is represented in the performance curve as a limit of application.

MULTIDRAIN UV 300

SUBMERSIBLE DRAINAGE PUMPS

SCOPE OF SUPPLY

Pump with 10 m cable, automatic version with integrated ball-float switch.

MECHANICAL DATA

Pump	Vertical single-stage	Run dry protection	Yes
Free passage	10 mm	Shaft	Stainless steel
Bearing	Ball bearings, grease-lubricated	Impeller	Stainless steel
Seal on motor side	Mechanical seal	Motor housing	Stainless steel
Oil chamber	Yes	Submersible	Yes
Seal on medium side	SiC mechanical seal	Pressure outlet	IG 11/2"

ELECTRICAL DATA

Power line	10m H07RN8-F	Winding thermostat	Yes
Type of enclosure	IP 68	Motor protection	Integrated
Insulation class	F		

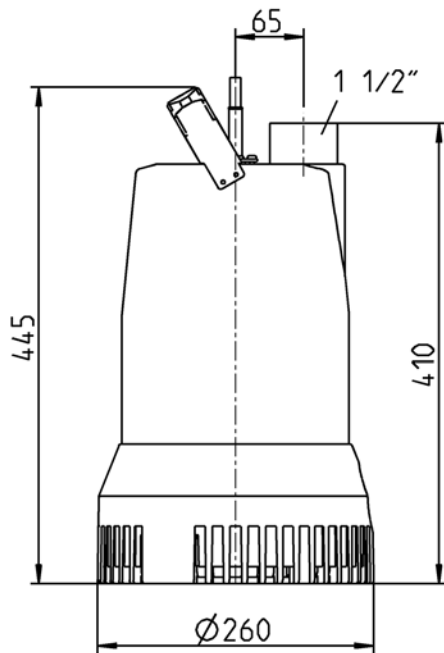
MULTIDRAIN UV 300

Type	Code No.	Voltage	Motor rating		Current	Wires	Plug	Weight
			P1	P2				
Without level control								
UV 305-1	JP48691	1/N/PE~230 V	1.15 kW	0.88 kW	5.3 A	3G1,0	Safety	17 kg
UV 305-3	JP48692	3/PE~400 V	1.15 kW	0.84 kW	2.6 A	4G1,0	Without	18 kg
UV 310-1	JP48695	1/N/PE~230 V	1.30 kW	1.00 kW	5.8 A	3G1,0	Safety	19 kg
UV 310-3	JP48696	3/PE~400 V	1.35 kW	1.08 kW	3.0 A	4G1,0	Without	19 kg
UV 315-1	JP48699	1/N/PE~230 V	1.83 kW	1.36 kW	8.2 A	3G1,0	Safety	19 kg
UV 315-3	JP48700	3/PE~400 V	1.85 kW	1.45 kW	3.6 A	4G1,0	Without	19 kg
With built-in level control								
UV 305-1 S	JP48693	1/N/PE~230 V	1.15 kW	0.88 kW	5.3 A	3G1,0	Safety	18 kg
UV 305-3 S	JP48694	3/PE~400 V	1.15 kW	0.84 kW	2.6 A	4G1,0	CEE	18 kg
UV 310-1 S	JP48697	1/N/PE~230 V	1.30 kW	1.00 kW	5.8 A	3G1,0	Safety	20 kg
UV 310-3 S	JP48698	3/PE~400 V	1.35 kW	1.08 kW	3.0 A	4G1,0	CEE	20 kg
UV 315-1 S	JP48701	1/N/PE~230 V	1.83 kW	1.36 kW	8.2 A	3G1,0	Safety	20 kg
UV 315-3 S	JP48702	3/PE~400 V	1.85 kW	1.45 kW	3.6 A	4G1,0	CEE	20 kg

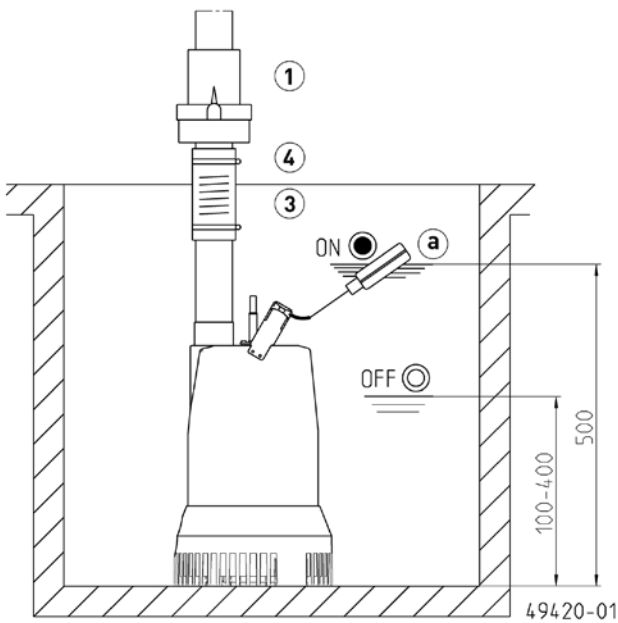
MULTIDRAIN UV 300

SUBMERSIBLE DRAINAGE PUMPS

Dimensions UV 300 (mm)



Example of single unit installation UV 300

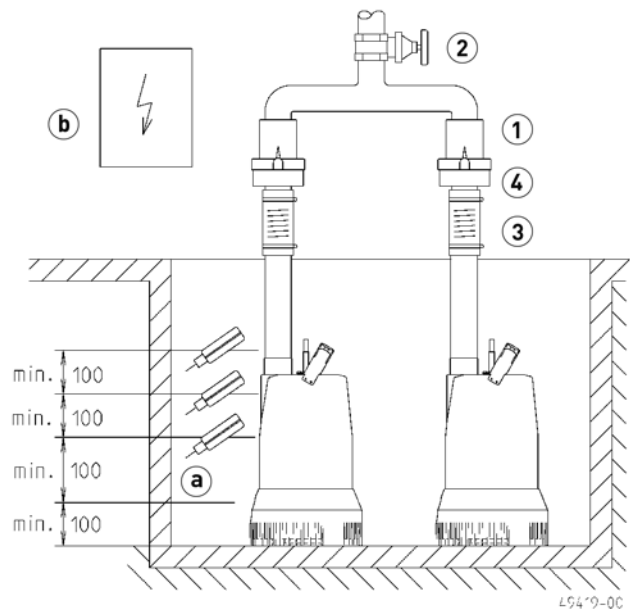


Single unit: sump area 40x50 cm

Duplex unit: sump min. 40x70 cm

In case of installation beneath the backpressure level the pressure tube must be taken in a loop over the local backup level acc. to EN 12056. Besides, it must be secured with an EN

Example of duplex unit installation UV 300



12050-4-proofed swing-type check valve. Additionally we recommend an alarm system.


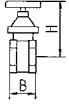




In accordance with EN 12056-4 section 5.1, it has a built-in automatic spare pump or a double attachment included, which ensures that sewage drainage is not interrupted.

Suspend control unit in a dry room

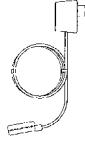

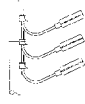


MULTIDRAIN UV 300

SUBMERSIBLE DRAINAGE PUMPS

MECHANICAL ACCESSORY

				Code No.	
	① Swing-type check valve	R40 EN 12050-4	1½" (DN 40), PN 4	150x120 (HxB)	JP00317
	② Stop valve		brass, 1½" (DN 40), PN 16	125x60 (HxB)	JP44786
	③ Elastic connection		1½" (DN 40), PN 4	120x50 (HxD)	JP44777
	④ Hose band clamp		1½"		JP44763
	⑤ Hose coupling	Coupling Storz C	1½" male thread		JP44770
		Coupling wrench			JP25708
		Pressure hose		12,5 m, synthetic, with coupling Storz C, Ø 38 mm	JP50298
				15 m, synthetic, with coupling Storz C, Ø 52 mm	JP00336
	⑥ Chain		certified, 2.5 m, 320 kg, 5 rings (EN 818 mod.)		JP45901
			certified, 5.0 m, 320 kg, 8 rings (EN 818 mod.)		JP45902
			certified, 7.5 m, 320 kg, 11 rings (EN 818 mod.)		JP47365
			Shackle, certified, 630 kg, stainless steel		JP45904

ELECTRICAL ACCESSORY

				Code No.
	a Alarm unit	AG10	subm. ball contact switch, mains dependent, potential-free contact, 9.5 m cable	JP44892
	b Control for single units	Control unit HIGHLOGO 1-00		JP47988
		Control unit AD 00	400 V	JP00311
		Control unit HIGHLOGO 1-00 E	230 V	JP47987
		Control unit AD 00 E	230 V	JP00289
	Control for duplex units	Control unit HIGHLOGO 2-00 E	230 V	JP47996
		Control unit BD 00 E	230 V, for pumps U3-U6, US 62-105, UV3, UV 300, 08/2 ME	JP45735
		Control unit HIGHLOGO 2-00	400 V	JP47997
		Control unit BD 00	400 V, for pumps U6, US 62-105, UV 300	JP45993
	Level control	Subm. switch pack A	2 Tauchschalter 9,5 m und Leitungshalter	JP16718
		Subm. switch pack AmG	2 subm. ball contact switch with 9.5 m and counterweight	JP16719
		Subm. switch pack B	3 subm. ball contact switch with 9.5 m and fixing devices	JP16725
		Subm. switch pack BmG	3 subm. ball contact switch with 9.5 m and counterweight	JP16726
		Weight	to stabilize the subm. ball contact switch	JP44803
	c Rechargeable battery		9 V, for mains independent alarm	JP44850