



**PUMP TECHNICAL
SERVICES LIMITED**





THE SUBMERSIBLE PUMP SPECIALISTS

MANUFACTURING | SALES | PROJECT DESIGN | INSTALLATION | MAINTENANCE AND REPAIRS

SIMER 5

EN Instruction Manual

 service@pts-jung.co.uk

 sales@pts-jung.co.uk

Pump House
Unit 12
Bilton Road Industrial Estate
Erith, Kent, DA8 2AN

 01322 357 080

 pts-jung.co.uk

You have purchased a product made by Pentair Jung Pumpen and with it, therefore, also excellent quality and service. Secure this service by carrying out the installation works in accordance with the instructions, so that our product can perform its task to your complete satisfaction. Please remember that damage caused by incorrect installation or handling will adversely affect the guarantee.

This appliance can be used by children aged 8 years or over and by persons with limited physical, sensory or intellectual capabilities, or with limited experience and knowledge, provided that they are supervised or have been instructed in the safe use of the appliance and are aware of the dangers involved. Children must not be allowed to play with the appliance. Cleaning and user maintenance must not be carried out by children unless they are supervised.

Damage prevention in case of failure

Like any other electrical device, this product may fail due to a lack of mains voltage or a technical defect.

If damage (including consequential damage) can occur as a result of product failure, the following precautions can be taken at your discretion:

- Installation of a water level dependent (under circumstances, mains-independent) alarm system, so that the alarm can be heard before damage occurs.
- Inspection of the collecting tank/chamber for tightness up to the top edge before - or at the latest, during - installation or operation of the product.
- Installation of backflow protection for drainage units that can be damaged by wastewater leakage upon product failure.

- Installation of a further product that can compensate in case of failure of the other product (e.g. duplex unit).
- Installation of an emergency power generator.

As these precautions serve to prevent or minimise consequential damage upon product failure, they are to be strictly observed as the manufacturer's guideline - in line with the standard DIN EN specifications as state of the art - when using the product (Higher Regional Court Frankfurt/Main, Ref.: 2 U 205/11, 06/15/2012).

SAFETY INSTRUCTIONS

This instruction manual contains essential information that must be observed during installation, operation and servicing. It is therefore important that the installer and the responsible technician/operator read this instruction manual before the equipment is installed and put into operation. The manual must always be available at the location where the pump or the plant is installed.

Failure to observe the safety instructions can lead to the loss of all indemnity.

In this instruction manual, safety information is distinctly labelled with particular symbols. Disregarding this information can be dangerous.



General danger to people



Warning of electrical voltage

NOTICE! Danger to equipment and operation

Qualification and training of personnel

All personnel involved with the operation, servicing, inspection and installation of the equipment must be suitably qualified for this work and must have studied the instruction manual in depth to ensure that they are sufficiently conversant with its contents. The supervision, competence and areas of responsibility of the personnel must be precisely regulated by the operator. If the personnel do not have the necessary skills, they must be instructed and trained accordingly.

Safety-conscious working

The safety instructions in this instruction manual, the existing national regulations regarding accident prevention, and any internal working, operating and safety regulations must be adhered to.

Safety instructions for the operator/user

All legal regulations, local directives and safety regulations must be adhered to.

The possibility of danger due to electrical energy must be prevented.

Leakages of dangerous (e.g. explosive, toxic, hot) substances must be discharged such that no danger to people or the environment occurs. Legal regulations must be observed.

Safety instructions for installation, inspection and maintenance works

As a basic principle, works may only be carried out to the equipment when it is shut down. Pumps or plant that convey harmful substances must be decontaminated.

All safety and protection components must be re-fitted and/or made operational immediately after the works have been completed. Their effectiveness must be checked before restarting, taking into account the current regulations and stipulations.

Unauthorised modifications, manufacture of spare parts

The equipment may only be modified or altered in agreement with the manufacturer. The use of original spare parts and accessories approved by the manufacturer is important for safety reasons. The use of other parts can result in liability for consequential damage being rescinded.

Unauthorised operating methods

The operational safety of the supplied equipment is only guaranteed if the equipment is used for its intended purpose. The limiting values given in the "Technical Data" section may not be exceeded under any circumstances.

Instructions regarding accident prevention

Before commencing servicing or maintenance works, cordon off the working area and check that the lifting gear is in perfect condition.

Never work alone. Always wear a hard hat, safety

glasses and safety shoes and, if necessary, a suitable safety belt.

Before carrying out welding works or using electrical devices, check to ensure there is no danger of explosion.

People working in wastewater systems must be vaccinated against the pathogens that may be found there. For the sake of your health, be sure to pay meticulous attention to cleanliness wherever you are working.

Make sure that there are no toxic gases in the working area.

Observe the health and safety at work regulations and make sure that a first-aid kit is to hand.

In some cases, the pump and the pumping medium may be hot and could cause burns.

For installations in areas subject to explosion hazards, special regulations apply!

APPLICATION

**WARNING!**

The pump must only be connected to sockets that have been installed properly in accordance with the regulations and are protected with at least 10 A (slow) and RCD-safety switches (30mA).

**DANGER!**

The pump must never be used when a person is in the water.

The mobile Simer submersible pump can be used at water levels of just 5 mm for:

- draining (roof areas, patios or puddles on sports courts, for example)
- emptying (flooded cellars, swimming pools, garden ponds etc.)
- removing (wastewater from core-hole drilling and concrete cutting).

The water is pumped down to a residual level of just 2 mm.

NOTICE! The Simer pump is not suitable for pumping saline media or water from fish ponds.

When using the pumps, the relevant national laws, regulations and stipulations must be adhered to, for example: Installation of low voltage systems (e.g., VDE 0100 in Germany)

For non-standard utilization conditions, further regulations must be observed (e.g. VDE 0100 in Germany, part 701: bathrooms and shower rooms; part 702: swimming pools and fountains and part 737: outdoor use).

Temperatures

The pumped medium must have a temperature of max 60°C.

The submersible pump is frost-resistant down to -20°C when stored in dry conditions. When used, however, it must not be allowed to freeze in the water.

Transport

The pump must always be lifted by the handle and never by the power supply cable! The pump should only be lowered using a rope or chain.

ELECTRICAL CONNECTION



WARNING!

Before carrying out any works: disconnect the pump and the controls from the mains and take steps to ensure that no one else can reconnect them to the power supply.

NOTICE! Only qualified electricians may carry out electrical works to the pump or the controls.

NOTICE! Never put the mains plug or a free lead end in water! If water gets into the plug, this can cause malfunctions and damage.

The relevant standards (such as EN standards), country-specific regulations (such as VDE in Germany), and the regulations of the local power supply companies must be observed.

Observe the operating voltage (see the type plate)!

The pump is provided with a winding thermostat. In case of unacceptably high temperatures

it switches off the pump to protect it against possible damage. Unacceptably high temperatures may result e.g. from dry running or mechanical or electrical overload.



CAUTION!

The pump is switched on again automatically after cooling down - risk of injury!

Therefore, always disconnect the pump from the power supply before removing the cause of the malfunction! To do this, pull the mains plug out of the socket!

OPERATION

NOTICE! The pump must not be allowed to run dry (operate without any fluid) for more than 20 minutes.

Connecting the pump permanently to the building's drainage system or using it to protect against back-flow is not permitted.

Flooded surfaces can be drained down to a residual water level of 2 mm without using any accessories.

For safety reasons, mobile operation is permitted only if a foot strainer is fitted.

The Simer has a stepped hose connector for 1/2", 3/4" and 1" connections. Once a suitable hose has been connected, the pump can be used immediately, thanks to an automatic vent valve.

NOTICE! The vent valve at the foot of the pump must always be kept clean and free of blockages.

Water discharge here occurs for functional reasons and is quite normal.

MAINTENANCE



WARNING!

Before carrying out any works: disconnect the pump and the controls from the mains and take steps to ensure that no one else can reconnect them to the power supply.



WARNING!

Check the mains cable for signs of mechanical and chemical damage. Damaged or kinked cables must be replaced.

NOTICE! If the water contains high levels of iron or lime, insufficient cleaning can result in irreparable damage to the seal and thus also to the pump motor in the long term.

Consequently, the pump must be cleaned at regular intervals according to the hardness of the water.

Cleaning

The inlet strainer prevents coarse dirt from entering the pump. Cleaning the strainer at regular intervals ensures the best possible operation and performance.

Changing the oil

The oil should be changed after every 1000 hours of operation. An oil screw (OIL) on top of the pump housing is provided for this purpose. The oil chamber may be filled with no more than 200 ml of oil (ZBR39630). Overfilling the chamber will cause permanent damage to the pump.

QUICK TIPS FOR REMEDYING FAULTS

Pump does not work

Check mains current (do not use a pin gauge)

- Fuse faulty = may be too weak (please refer to Electrical Connection)
- Mains cable damaged = replace cable

Impeller blocked

- Solids and fibrous matter have become lodged in the pump housing = clean

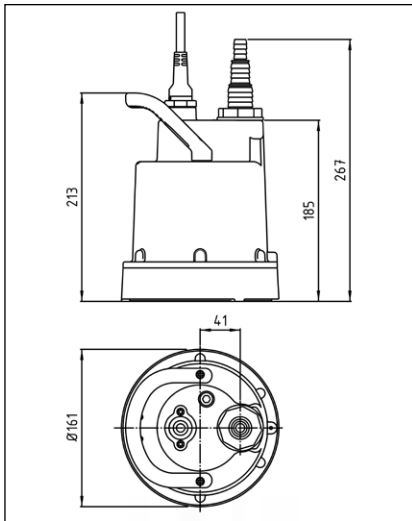
Decrease in pump performance


- Strainer is blocked = clean
- Discharge hose is blocked = clean
- Kinks in discharge hose = lay without kinks
- Impeller is worn = replace pump

Intake suction impaired

- Vent valve is blocked = clean
- Strainer or impeller is blocked = clean

DE-Technische Daten EN-Technical Data FR-Caractéristiques Techniques NL-Technische Gegevens IT-Dati Tecnici DA-Tekniske data NO-Tekniske data SV-Tekniska data FI-Tekniset tiedot PL-Dane Techniczne HU-Műszaki adatok ZH- 技术数据



	[kg]	5,0	
	DN [mm]	1/2" - 3/4" - 1"	
S2		20 min	20 min
P1	[W]	190	190
P2	[W]	90	90
U	[V]	1/PE ~230	1/PE ~110
f	[Hz]	50	50
I	[A]	0,8	1,7
L _p	[dB(A)]	70	70

DE-Leistungen EN-Performance FR-Puissances NL-Capaciteit IT-Prestazione DA-Ydelse NO-Ytelse SV-Prestanda FI-Teho PL-Wydajności i moce HU-Teljesítmény ZH- 性能

H [m]	1	2	3	4	5	6
Q [m ³ /h]	4,2	3,8	3,3	2,6	1,7	0,6

EU-Konformitätserklärung
EU-Prohlášení o shodě
EU-Överensstemmelseerklaring
EU-Declaration of Conformity
EU-Vaatimustenmukaisuusvakuutus

EU-Déclaration de Conformité
EU-Megfelelőeségi nyilatkozat
EU-Dichiarazione di conformità
EU-Conformiteitsverklaring
EU-Deklaracja zgodności

EU-Declarație de conformitate
EU-Vyhlašení o zhode
EU-Försäkran om överensstämmelse

DE - Richtlinien - Harmonisierte Normen
 CS - Směrnice - Harmonizované normy
 DA - Direktiv - Harmoniseret standard
 EN - Directives - Harmonised standards
 FI - Direktiivi - Yhdenmukaistettu standardi

FR - Directives - Normes harmonisées
 HU - Irányelve - Harmonizált szabványok
 IT - Direttive - Norme armonizzate
 NL - Richtlijnen - Geharmoniseerde normen
 PL - Dyrektywy - Normy zharmonizowane

RO - Directivă - Norme coroborate
 SK - Smernice - Harmonizované normy
 SV - Direktiv - Harmoniserade normer

• 2006/42/EG (MD)
 • 2011/65/EU (RoHS)
 • 2014/30/EU (EMC)

EN 809:1998/AC:2010, EN ISO 12100:2010, EN 60335-1: 2012/A13:2017

**EN 55014-1: 2017/A11:2020, EN 55014-2:1997/A2:2008, EN 60034-1: 2010/AC: 2010,
 EN 61000-3-2:2014, EN 61000-3-3:2013**

Pentair International S.a.r.l. - Avenue de Sévelin 18 - 1004 Lausanne - Suisse

DE - Wir erklären in alleiniger Verantwortung, dass das Produkt den aufgeführten Richtlinien entspricht.

CS - Prohlášíme na svou výlučnou odpovědnost, že výrobek odpovídá jmenovaným směrniciím.

DA - Vi erklærer under ansvar at produktet i overensstemmelse med de retningslinjer

EN - We hereby declare, under our sole responsibility, that the product is in accordance with the specified Directives.

FI - Me vakuutamme omalla vastuullamme, että tuote täyttää ohjeita.

FR - Nous déclarons sous notre propre responsabilité que le produit répond aux directives.

HU - Kizárólagos felelősségünk tudatában kijelentjük, hogy ez a termék megfelel az Európai Unió fentvezetett irányelveinek.

IT - Noi dichiariamo sotto la nostra esclusiva responsabilità che il prodotto è conforme alle direttive citate

NL - Wij verklaren geheel onder eigen verantwoordelijkheid dat het product voldoet aan de gestelde richtlijnen.

PL - Z pełną odpowiedzialnością oświadczamy, że produkt odpowiada postanowieniom wymienionych dyrektyw.

RO - Declaram pe proprie răspundere că produsul corespunde normelor prevăzute de directivele mai sus menționate.

SK - Na výlučnú zodpovednosť vyhlasujeme, že výrobok spĺňa požiadavky uvedených smerníc.

SV - Vi försäkrar att produkten på vårt ansvar är utförd enligt gällande riktlinjer.

SIMER 5 (OD6601G-05)

SIMER 5 (OD6601-110JK-05)

SIMER 5 (OD6601CH-05)

SIMER 5 (OD6601-110IP-05)

SIMER 5 (OD6601UK-05)

SIMER 5 (OD6601AU-05)

DE - Weitere normative Dokumente CS - Jinými normatívními dokumenty DA - Andre normative dokumenter EN - Other normative documents FI - Muiden normien FR - Autres documents normatifs HU - Egyéb szabályozó dokumentumokban leírtaknak IT - Altri documenti normativi NL - Verdere normative documenten PL - Innymi dokumentami normatywnymi RO - Alte acte normative SK - Iným závazným dokumentom SV - Vidare normerande dokument

EN 60335-2-41:2003/A2:2010

DE - Bevollmächtigter für technische Dokumentation CS - Oprávněná osoba pro technickou dokumentaci DA - Autoriseret person for teknisk dokumentation EN - Authorized person for technical documentation FI - Valtuutettu henkilö tekninen dokumentaatio FR - Personne autorisée à la documentation technique HU - Hivatalos személy műszaki dokumentáció IT - Persona abilitata per la documentazione tecnica NL - Bevoegd persoon voor technische documentatie PL - Pełnomocnik ds. dokumentacji technicznej RO - Persoană autorizată pentru documentație tehnică SK - Oprávněná osoba pre technickú dokumentáciu SV - Auktoriserad person för teknisk dokumentation:

Pentair International S.a.r.l. - Avenue de Sevelin, 18 - 1004 Lausanne, Suisse

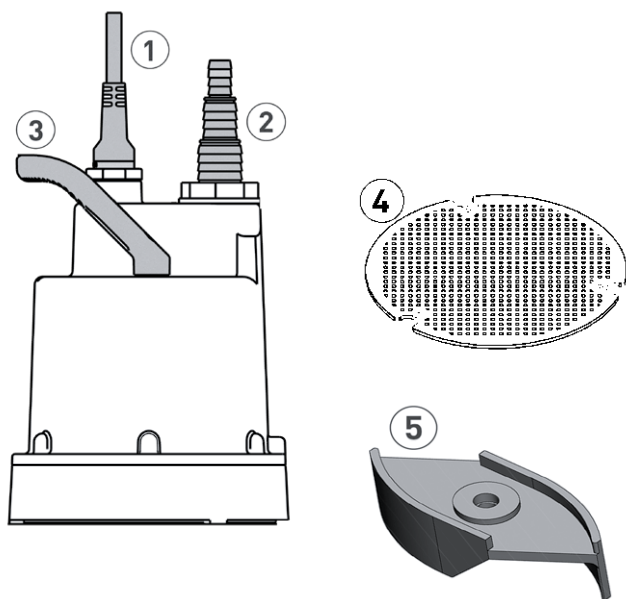
Lausanne, 30-06-2022



Davide Bucciari, Group ISC Leader, Residential Water Treatment

SIMER 4 • SIMER 5

Ersatzteile - Spare parts - Pièces de rechange - Reserveonderdelen - Parti di ricambio - Reservedele - Reservdelar
 Varaosat - Części zamienne - Náhradní díly - Alkatrészek - Piese de schimb - Запасные части - 备件



Mat.Nr.	
①	ZBR39610 D - Germany
	ZBR39620 CH - Switzerland
	ZBR47930 UK - United Kingdom
	ZBR44790 UK - United Kingdom
	ZBR48210 UK-110
	ZBR48200 ANZ - Australia, New Zealand
②	ZBR39600
③	ZBR39590
④	ZBR39640
⑤	ZBR48260
⑥	JP50806 1-L-Oil



**PUMP TECHNICAL
SERVICES LIMITED**



THE SUBMERSIBLE PUMP SPECIALISTS

✉ service@pts-jung.co.uk

✉ sales@pts-jung.co.uk

Pump House
Unit 12
Bilton Road Industrial Estate
Erith, Kent, DA8 2AN

☎ 01322 357 080

🌐 pts-jung.co.uk