

HEBEFIX PRO

DRAINAGE LIFTING STATION



- For dirty water and aggressive media
- For fluids up to 15 % salt content
- Pre-wall installation or direct connection
- Ready to connect
- Flushing device to reduce deposits in the tank
- Integrated alarm unit for level-dependent alarm
- Maintenance friendly
- High-quality plastic tank (ABS)



DESCRIPTION

With the Hebefix Pro lifting station, we offer an 'all-in-one device' that has been designed for the disposal of dirty water above or below the backflow level which is also suitable for many other areas of application.

It can be connected to all grey water dispensers, i.e. wash basins, showers, bath tubs, sinks, washing machines, household dishwashers, etc. The Hebefix Pro can also be used to pump aggressive media with a salt content of up to 15 %, e.g. from water softeners or condensate from gas heating systems or pellet boilers.

Thanks to its shallow tank depth, the Hebefix Pro fits into all commercially available pre-wall installation systems. However, its attractive design also allows it to be connected directly under a washbasin. This makes the Hebefix Pro to the ideal device for a renovation or reconstruction work when an additional bathroom or kitchen is required.

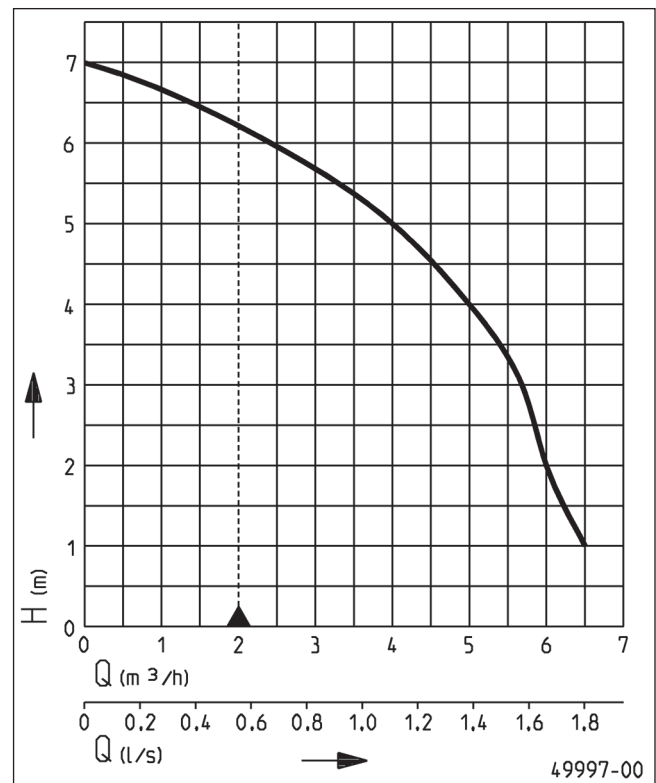
The unit can pump the dirty water through a small pressure pipe (from the left or right side) to the nearest downpipe.

The Hebefix Pro has an integrated alarm unit for high water alarms.

The device is supplied with a built-in pump (U3KS Spezial version), is ready to be plugged into a Schuko socket and operates fully automatically once the waste water inflow starts. The relevant VDE regulations must be observed for installation in bathrooms and showers.

For installation and maintenance works of the system, a sufficient service opening must be foreseen in a pre-wall installation. The system fulfils the requirements of EN 12050.

PERFORMANCE



Type	Delivery head H [m]	1	2	3	4	5	6
Hebefix Pro	Flow rate Q [m³/h]	6.5	6.0	5.7	5.0	4.0	2.4

Specifications can be changed without notice. Performance subject to ISO 9906 tolerances.

The minimum flow velocity in the pressure piping must be 0.7 m/s according to EN 12056. This data is represented in the performance curve as a limit of application.



HEBEFIX PRO

DRAINAGE LIFTING STATION

SCOPE OF SUPPLY

The unit includes a pump according to the German European standard EN 12050, ready-to-connect with cable and plug, complete with collars, outlet elbow, swing-type check valve 1 1/4",

connecting nipple, ventilation insert, activated carbon filter, clamps and fastening material.

MECHANICAL DATA

Pump	Vertical single-stage	Impeller	Vortex impeller, plastic
Free passage	10 mm	Motor housing	Stainless steel
Bearing	Ball bearings, grease-lubricated	Pump housing	Plastic
Seal on motor side	Rotary shaft seal	Submersible	Yes
Oil chamber	Yes	Pressure outlet	DN 32
Seal on medium side	SiC mechanical seal	Tank capacity	19 l
Shaft	Stainless steel	Weight	7 kg

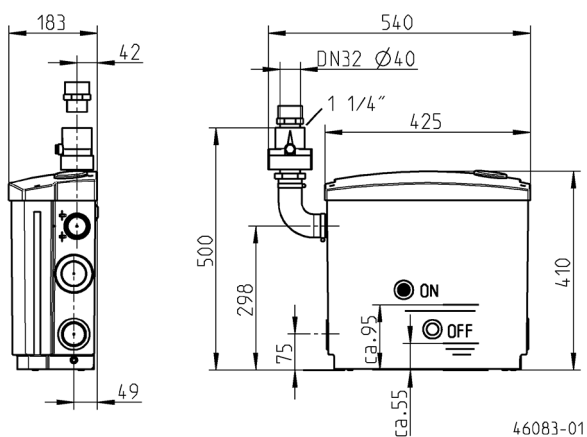
ELECTRICAL DATA

Voltage	1/N/PE~230 V	Wires	3G1,0
Motor rating P1	0.32 kW	Type of enclosure	IP 68
Motor rating P2	0.22 kW	Insulation class	F
Current	1.4 A	Motor protection	Installed in the winding
Power line	4m H07RN-F	Plug	Safety

HEBEFIX PRO

Type	Code No.
Hebefix Pro	JP50520

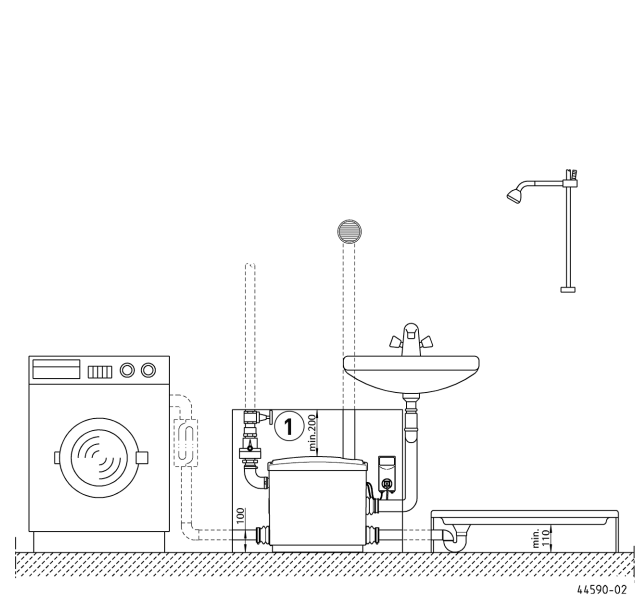
Dimensions Hebefix Pro (mm)



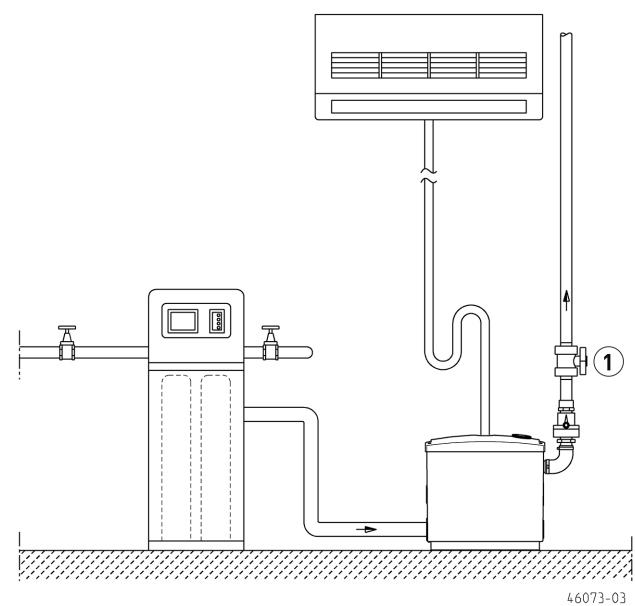
HEBEFIX PRO

DRAINAGE LIFTING STATION

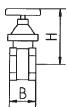

Example pre-wall installation




Example installation water softener



MECHANICAL ACCESSORY

				Code No.
	① Stop valve	1¼" (DN 32), PN 16	110x60 (HxB)	JP44785
	Ball valve	1¼", PVC, for aggressive media	105x155 (HxB)	JP46111

ELECTRICAL ACCESSORY

			Code No.
	Ⓐ Rechargeable battery	9 V, for mains independent alarm	JP44850

HEBEFIX PRO

DRAINAGE LIFTING STATION